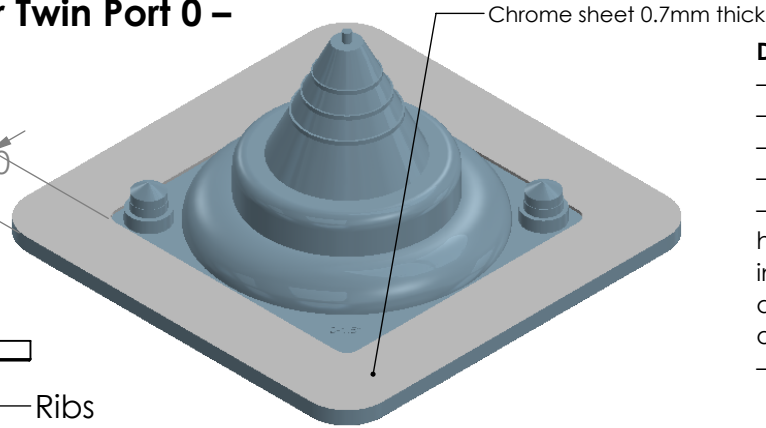
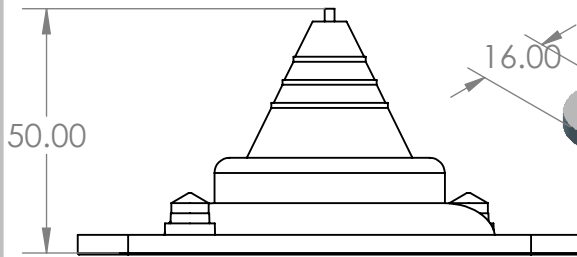


2

1

## MasterFlashSquare Base Solar Twin Port 0 – 35mm Grey

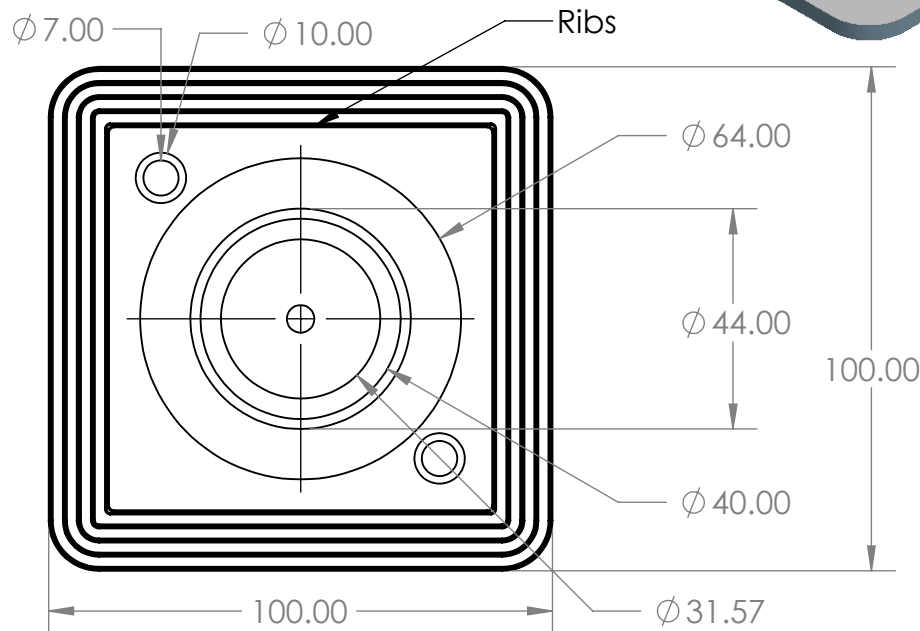


### Description

- EPDM rubber.
- Available in Black, Grey and silicone red.
- Also available in BHP roofing colours on request.
- Size range: 0mm to 1m available.
- All EPDM Master Flash pipe flashings have a high temperature resistance of 135°C intermittently. A red silicone compound is also available, and this product has a high resistance of 260°C intermittently.
- Complies with BAL rating requirements.

### FAQs

- Q. What is the highest temperature a Master Flash® pipe flashing will handle?
- All EPDM MasterFlash flashings 135°C intermittently.
  - A silicone red flashing has a high resistance of 260°C intermittently.
- Q. What type of sealant should be used on the Master Flash® flashings?
- A good quality roof & gutter silicone sealant should always be used when installing a Master Flash pipe flashing for metal roofs.
- Q. What type of screws should be used to fasten the flashings?
- The use of a self-drilling screw or pop rivet (sealed) is always recommended.
- Q. What is the life expectancy of the Master Flash® flashings?
- All Master Flash products carry a 25-year warranty.
- Q. What is the maximum roof pitch that the flashings can be used for?
- Most of our products are designed to cater to a roof pitch of 45°. If more is required, then our Master Flash Extreme Angle range is designed with a built in 40° pitch and therefore can handle a roof pitch from 35° – 65°.
- Q. Is there a product that can flash a Square Pipe?
- Yes, our Master Flash Square Vent Range is available and will suit penetrations from 20mm – 125mm. Now also available in a lead base option



#### PROPRIETARY AND CONFIDENTIAL

THE INFORMATION CONTAINED IN THIS DRAWING IS THE SOLE PROPERTY OF AZTEC AUSTRALASIA. ANY REPRODUCTION IN PART OR AS A WHOLE WITHOUT THE WRITTEN PERMISSION OF AZTEC AUSTRALASIA IS PROHIBITED.

		UNLESS OTHERWISE SPECIFIED:		NAME	DATE	TITLE:	
		DIMENSIONS ARE IN INCHES		DRAWN			
		TOLERANCES:		CHECKED			
		FRACTIONAL ±		ENG APPR.			
		ANGULAR: MACH ± BEND ±		MFG APPR.			
		TWO PLACE DECIMAL ±		Q.A.		SIZE DWG. NO. REV	
		THREE PLACE DECIMAL ±		COMMENTS:			
		INTERPRET GEOMETRIC TOLERANCING PER:				<b>A</b> MFS35SOLG	
		MATERIAL					
		FINISH				SCALE: 1:2 WEIGHT: SHEET 1 OF 1	
NEXT ASSY	USED ON						
APPLICATION		DO NOT SCALE DRAWING					

2

1